UNICOS Health Care Business Venture Company

WIRELESS NETWORK
UNICOS
WIRELESS NETWORK
SYSTEM

UDR-800

DIGITALIZED REFRACTOR

Brilliantly Conceived & Beautifully Crafted

www.e-unicos.com

UDR 800
DIGITAL REFRACTOR FEATURES

Eco-friendly & Design using antibacterial material

Reduced Body Size	Faster Restarting Time	Faster Speed of Lens Change	Reduced Operating Noise

8.0 inch Full-colored Touch LCD Panel

- It could serve clear distinct UI so that it may serve high resolution graphic.
- Realize UI with various images and distinguish the condition of Operation Panel and data by serving various colors. (Locking system function, Prismoff, Auxoff function, External data representation and Touch masking function, etc.)

Minimized number of buttons

- 26-Button and simply touch to operate easily.

Short cut key button for often used functions

- Operating test data through jog dial. (SPH, CYL, AXIS, ADD, VA, Prism, etc.)
- Menu selection through jog dial.
- Additional functions and data value selection through jog dial.
- Shortcut key button function.

Perfect Interface with Ref/Keratometer, Chart Projector, LCD Projector and Lens Meter

- It could serve receiving Data from URK-700 & URK-800 and saving DB.
- It could be connected with A, B, C and D type of ACP-700 including ULC-800A. (UDR-700 could be connected only with A type of ACP-700.)

Monocular PD measurement
Worldwide Various Chart Support
LCD Monitor Tilting function and Screen reversal function
Embedded printer
Help and Real-time Guide function
It could serve upgrading program and A/S functions by USB port

Simple GUI for User Convenience (Various Vision Test Function Offer)

INTRODUCTION

SCREEN 1

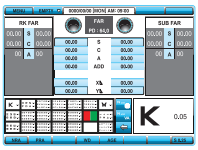

SCREEN 2

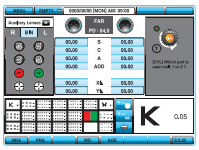

SCREEN 3



SCREEN 4

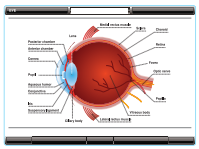

SCREEN 5

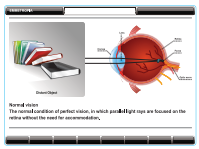

SCREEN 6

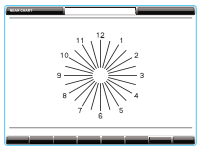

Networking System

Efficient data transmission among a series of UNICOS Brands.

Measuring Range

Spherical Lens	-29.00 ~ +26.75D (For general test)
	-19.00 ~ +16.75D (For cross cylinder & Prism test)
	(Step 0.12D / 0.25D / 0.5D / 1D / 2D / 3D)
Cylinder Lens	0.00 ~ 8.75D (Step 0.25D / 0.5D / 1D / 2D / 3D)
Cylinder Axis	0 ~ 180° (Step 1 / 5 / 15 / 30 / 45°)
Pupil Distance	Far 48 ~ 80 mm (Step 0.5 / 1.0 mm)
	Near 45 ~ 75 mm (Step 0.5 / 1.0 mm)
Working Distance	35 ~ 70 cm (Step 5 cm)
Rotary Prism	0 ~ 20 △ (Step 0.1△ / 0.2△ / 0.5△ / 1△ / 2△)
Cross Cylinder	Jackson Cross Cylinder ±0.25D
	Jackson Cross Cylinder ±0.50D
	Dual Cross Cylind
Retinoscopy Lens	+1.5D, +2.0D (Test Distance 67cm, 50cm)

Specifications

Body	362(W) X 82(D) X 299(H), 3.5Kg
Controller	215(W) X 230(D) X 226(H), 1.5Kg
Junction Box	266(W) X 60(D) X 239(H), 1.0Kg
Power Supply	AC 100 ~ 240V, 50/60Hz
Power Consumption	90VA

Auxiliar Lens

Open/ Close Lens	
Pin Hole Lens	Φ 1mm
Moddox Rod	Right Eye (Horizontal Red), Left Eye (Vertical Red)
Red / Green Filter	Right Eye (Red), Left Eye (Green)
Polarized Light Filter	Right Eye (135°, 45°), Left eye (45°, 135°)
Separating Prism	Right Eye (6△BU)
	Left eye (10△Bl can be added to 0~5△)
PD Test Lens	
Fixed Cross Cylinder Lens	Jackson Cross Cylinder ±0.05D, Axis fixation 90°
Vision Degrees	32°

Designs and details can be changed without prior notice for its improvements.

HEALTH CARE unicos

UNICOS Co., Ltd.
Unicos B/D, 49, Gwarye-ro 22beon-gil, Jung-Gu, Daejeon, Korea
Tel +82-42-825-8045 Fax +82-42-825-8041
www.e-unicos.com E-mail : marketing@e-unicos.com

Distributed by